

Logo Express® Customization Service





MSA's top-quality Logo Express Service is dedicated to custom imprinting of YOUR logo or slogan on YOUR MSA hardhat accurately and quickly.

- ➔ Standard logos and slogans
- ➔ Customized striping
- ➔ Popular helmet designs
- ➔ Image 2000SM Service premium process (photographic quality images)

Today, your hardhat does more than protect your head. It represents you, your company, your achievements, your patriotism, or even your favorite NFL team.

Why Choose MSA?

Since MSA began operations in 1914, our reputation for quality safety products has never been challenged. Today, millions of workers wear MSA head protection. MSA's V-Gard[®] Helmet is the most recognized hardhat in the world.

Our personal safety products have attractive, comfortable, dependable designs that appeal to workers. Customers choose from a wide selection of models, sizes, colors, materials, options, accessories, and prices.

Many components of MSA safety products are formulated, machined, tooled, or molded in-house from raw materials for greater manufacturing control and quality assurance. Our Safety Products Division is certified as meeting full ISO 9001:2000 quality assurance requirements.

MSA believes that your personal service starts with your trained MSA-authorized distributor. So, contact your MSA distributor for help in ordering customized helmets.

About MSA's Logo Express Service *(new logos only)*

MSA's Logo Express Service is entrusted to a specialized group of MSA associates exclusively devoted to processing your customized logo orders and producing your hardhats. Custom orders are their business. Work with your distributor in person or over the phone. When you provide ALL information needed by your distributor, he/she can fill out your Logo Express Service Order Form, and you are on your way to getting the hardhats you want!

Or, choose our Image 2000SM Service premium process, which reproduces your photographic image onto the surface of standard-sized white V-Gard[®] Hats and Caps. You must have a digital file or photo for scanning.

Photo examples: *your company headquarters, new site for groundbreaking celebrations, product illustration, etc.*

Ordering logoed hardhats is very simple—just fill out the Logo Express Service Order Form completely to provide us with the proper information and high-quality artwork to help avoid long delays. You should order your MSA logoed helmets through your MSA-authorized distributor, who can answer your questions and ensure that all pertinent information is provided.

LOGO ARTWORK

and how to supply it



Today's technology allows MSA to reproduce almost any design or logo from high-quality, customer-supplied artwork. You can send it either by e-mail or by a carrier service.

1 Send artwork electronically by e-mail

It's fast and efficient. For best results:

- Save files in their native format, such as: CorelDRAW, Illustrator, or Photoshop (*PC-compatible files only*). VECTOR FILES ARE PREFERRED. For handling text, you must use the "create outlines" option in Adobe Illustrator, or "convert to curve" option in CorelDRAW.
- Save all rasterized files, such as JPEG, TIFF, etc., at 300 dpi minimum. The greater the resolution, the better the reproduction quality.
- Include the Pantone Matching System (PMS) numbers of your colors, as colors may not translate exactly by e-mail.
- Provide all linked graphics.
- Make a test print of your file. If you cannot print it, then neither can we.
- Send your artwork to the MSA distributor who takes your order.
- Include the font style, if possible.

2 Send a hard copy of artwork by a mail carrier service

- If using a business card or letterhead stationary as artwork, send us two samples. Mark up one sample, indicating ONLY the items to be printed. ALSO, send an unmarked sample for MSA to scan for use as your logo artwork. Check your business card's quality for clarity and registration.
- Also, if mailing a disk, follow the first e-mail note above regarding file-saving. Use a 3.5" floppy disk, ZIP disk, or CD-ROM.
- Send a color printout of the artwork.
- Choose a carrier service that offers tracking capabilities.
- Mail your materials to the MSA distributor who takes your order.

IMPORTANT: Image 2000 Service premium process (photographic-quality images) requires a digital file or photo of your logo for scanning. Other types of artwork that can be used for regular logos, such as business cards and letterheads, are NOT acceptable for this premium process.

The Basics

How to order your custom-imprinted hardhats:

- 1 First, choose the appropriate style (*cap or hat*), model, and color from the shell colors chart on MSA's Logo Express Service Order Form.
- 2 Now, choose an appropriate suspension:
 - Staz-On® Suspension
 - 1-Touch™ Suspension
 - Fas-Trac® Ratchet Suspension
 - Swing-Ratchet Suspension
- 3 Contact your MSA distributor, who will work with you to fill out the Logo Express Service Order Form and place your order.

Your Logo

For fast delivery of your logoed helmets, please provide the following information about your logo when you place your order:

- 1 **Color(s):** to receive colors that most accurately match your logo, we recommend that you use the universally-known Pantone Matching System (PMS), where each color is represented by a number.
- 2 **Logo Location:** front, back, or sides.
- 3 **Logo Size:** if not stated, the logo will be sized to appear as large as possible. Size may vary depending upon helmet style. Maximum size for a V-Gard Helmet front location is 3 1/2" w x 2 1/4" h.
- 4 **Font Style**

Other Customizing Options

- Standard logos and slogans (*see back cover for samples*)
- Customized striping
- Popular helmet designs

Approval Process

Your MSA distributor will send the completed order form and artwork materials for your logoed helmets to Logo Express Service.

After Logo Express Service associates have received ALL information and artwork necessary to customize your helmets, and BEFORE they produce your helmets, they will provide you with a PDF proof of your finished design.



ADD-ONS for Any MSA Hardhat



1 x 4 inch Reflective Stripe
P/N 10039100



1 x 4 inch Retro-Reflective Stripe
P/N RP16Y



1 x 8 inch Reflective Stripe
P/N 10039039



¾ x 20 inch Reflective Stripe
P/N 10039038



½ x 7 inch Reflective Stripe
P/N 638463

1 x 4 inch Reflective Stripe

Can be used on all shells.

Part Number	Candle Power	Color
10039100 (each)	100	Silver/White
10039101 (each)	N/A	Red
10039102 (each)	N/A	Blue
10039104 (each)	N/A	Yellow
10039105 (each)	N/A	Orange
10061567 (each)	500	Silver

1 x 4 inch Retro-Reflective Stripe

Can be used on all shells.

Part Number	Color
RP16Y (each)	Lime/Yellow
RP16R (each)	Red/Orange

1 x 8 inch Stripe

Stripe can be used on all V-Gard®, V-Gard® 500, SmoothDome®, Thermalgard®, Comfo-Cap®, Vanguard™, and Skullgard® Helmets.

Part Number	Candle Power	Color
10039039 (each)	100	Silver/White
10061564 (each)	500	Silver

¾ x 20 inch Stripe

Stripe can be used on all V-Gard, SmoothDome, Thermalgard, Vanguard, and Skullgard Helmets (not for use with V-Gard 500 Helmet).

Part Number	Candle Power	Color
10039038 (each)	100	Silver/White

½ x 7 inch Stripe Set

Set of two stripes placed on outside of "V" on top of V-Gard Helmets.

Part Number	Candle Power	Color
638463 (each)	100	Silver/White

Any stripe or combination of stripes can be ordered to meet the minimum requirement of 20 striped helmets.

1 ¼ x 20 inch Stripe

Stripe can be used on all V-Gard, SmoothDome, Thermalgard, Vanguard, and Skullgard Helmets (not for use with V-Gard 500 Helmet).

Part Number	Candle Power	Color
10085490 (each)	100	Silver/White
1 ¼ x 20 inch Stripe - Hi-Viz™ Protective Colors with Rounded Edges		
10085492 (each)	175	Lime/Yellow
10085493 (each)	175	Red/Orange
10085491 (each)	500	Silver



1 ¼ x 20 inch Reflective Stripe, Hi-Viz
P/N 10085492

½ x 26 inch Stripe

Stripe can be used on all V-Gard, SmoothDome, Thermalgard, Vanguard, and Skullgard Helmets (not for use with V-Gard 500 Helmet).

Part Number	Candle Power	Color
10039106 (each)	100	Silver/White
10061566 (each)	500	Silver



½ x 26 inch Reflective Stripe
P/N 10039106

Crescent

Crescent is centered on either side of helmet. Crescent can be used on all V-Gard, V-Gard 500, SmoothDome, Thermalgard, Vanguard, and Skullgard Helmets.







Part Number	Candle Power	Color
DS234P (each) Paramedic	100	Silver/White with black lettering
10046614 (each) Search & Rescue	100	Silver/White with black lettering
DS239P (each) First Responder	100	Silver/White with black lettering
DS99 (each) Custom Crescent Max 16 letters Minimum qty 200	100	Silver/White with black lettering



Search & Rescue Crescent, Reflective Stripe
P/N 10046614

For custom striping, please contact Logo Express Service at 1-800-MSA-LOGO.

Standard Logos and Slogans

				
BL#7400	BL#20710	BL#7578	BL#16820	BL#20260
	SAFETY BEGINS HERE	SAFETY IS JOB ONE	THINK SAFETY	1st SAFETY
BL#33198	BL#12064	BL#10545	BL#5270	BL#14097
SAFETY LEADER	SAFETY FIRST	THINK SAFETY	SAFETY PAYS!	FIRST RESPONDER
BL#22358	BL#7286	BL#6400	BL#13194	BL#12929
VISITOR	EMERGENCY RESPONDER	SUPERVISOR		
BL#7027	BL#18516	BL#23303		

Note: This bulletin contains only a general description of the products shown. While uses and performance capabilities are described, under no circumstances shall the products be used by untrained or unqualified individuals and not until the product instructions including any warnings or cautions provided have been thoroughly read and understood. Only they contain the complete and detailed information concerning proper use and care of these products.



ID 0617-03-MC / January 2011
© MSA 2011 Printed in U.S.A.

Corporate Center
1000 Cranberry Woods Drive,
Cranberry Township, PA 16066 USA
Phone 412-967-3000
www.MSAnet.com
U.S. Customer Service Center
Phone 1-800-MSA-2222
Fax 1-800-967-0398
MSA Canada
Phone 1-800-672-2222
Fax 1-800-967-0398

MSA Mexico
Phone 01 800 672 7222
Fax 52-44 2227 3943
MSA International
Phone 412-967-3354
FAX 412-967-3451

Offices and representatives worldwide
For further information:

MSA
The Safety Company