



1001 Trout Brook Crossing  
Rocky Hill, CT 06067-3910  
Telephone: (860) 571-5100  
FAX: (860) 571-5465

# Technical Data Sheet Hysol® Product E-00CL

formerly Durabond E-00CL

Industrial Version, August 2001

## PRODUCT DESCRIPTION

LOCTITE® Hysol® Product E-00CL is a fast-setting, flowable, industrial grade epoxy adhesive. Once mixed, the two-component epoxy cures at room temperature and forms a clear, rigid, machineable bondline. When fully cured, the epoxy is resistant to a wide range of chemicals and solvents, and acts as an excellent electrical insulator.

## TYPICAL APPLICATIONS

Ideal for general purpose bonding, potting, or encapsulating. Works on a variety of plastic, metal, glass, rubber, wood, and ceramic substrates. Well suited for applications that require a clear bondline.

## PROPERTIES OF UNCURED MATERIAL

Resin	Value	Typical Range
Chemical Type	Epoxy	
Appearance	Clear/yellow liquid	
Specific Gravity @ 25°C	1.10	1.0 to 1.2
Viscosity @ 25°C, mPa.s (cP)	9,300	7,000 to 11,600
Flash Point (TCC), °C (°F)	>93 (>200)	

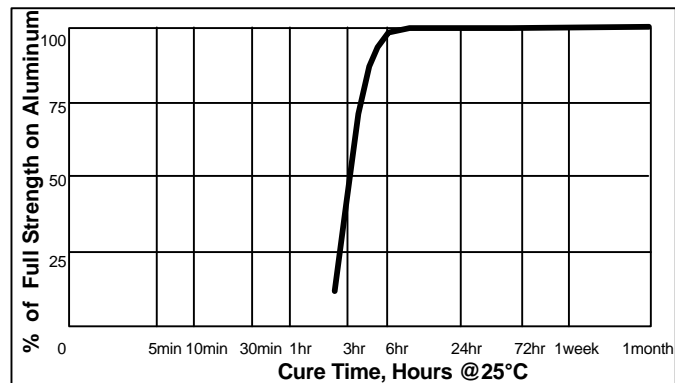
Hardener	Value	Typical Range
Chemical Type	Mercaptan	
Appearance	Light colored liquid	
Specific Gravity @ 25°C	1.10	0.95 to 1.2
Viscosity @ 25°C, mPa.s (cP)	2,700	2,200 to 4,000
Flash Point (TCC), °C (°F)	>93 (>200)	

Mixture	Typical Value
Appearance	Clear
Specific Gravity @ 25°C	1.10
Mix Ratio (R:H) by Weight	100 to 100
by Volume	1 to 1

## TYPICAL CURING PERFORMANCE

### Cure speed

The graph below shows the shear strength developed over time on abraded, acid etched aluminum lap shears with an average bondline gap of 3 to 9 mils and tested according to ASTM D-1002.



## Curing Properties

	Typical Value
(@ 25°C unless noted)	
Working Life, minutes	3.5
Tack Free time, minutes	4

## TYPICAL PROPERTIES OF CURED MATERIAL

(@ 25°C unless noted)

Physical Properties	Typical Value
Dielectric Strength, Volts/Mil	400
Tensile Strength ASTM D638, psi	3,830
Tensile Elongation ASTM D-638, %	13
Hardness ASTM D-1706, Shore D	80
Glass Transition Temperature, Tg, °C	20

## PERFORMANCE OF CURED MATERIAL

### Shear Strength vs Substrate

(Substrates cured for 5 days at 22°C)

Substrate	Typical Value
	N/mm <sup>2</sup> (psi)
Lapshear	
Grit-Blasted Steel	14.9 2,160
Aluminum (Abraded/Acid Etched, 3 to 9 mil gap)	28.1 4,070
Aluminum (Anodized)	14.3 2,070
Stainless Steel	12.8 1,860
Polycarbonate	7.1 1,030
Nylon	1.2 170
Wood (Fir)	11.4 1,660

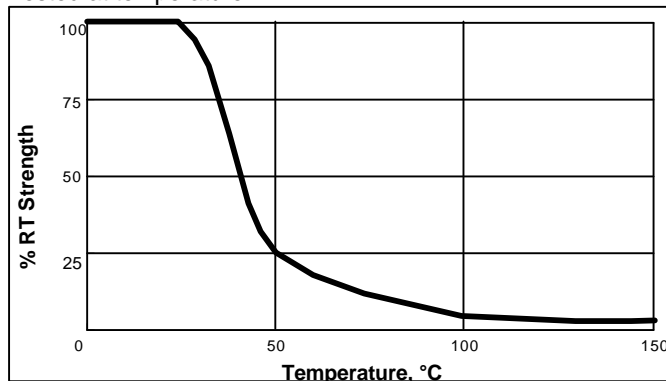
Block Shear	Typical Value
	N/mm <sup>2</sup> (psi)
PVC	17.5 2,540
ABS	4.8 700
Epoxy	9.4 1,360
Acrylic	1.7 240
Glass	14.9 2,160

## TYPICAL ENVIRONMENTAL RESISTANCE

### Hot Strength

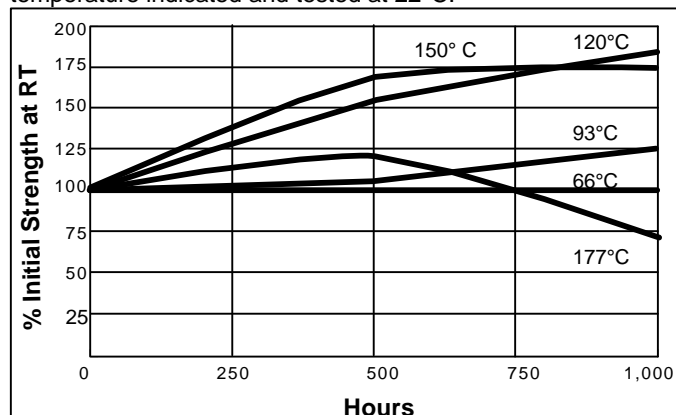
Test procedure :	ASTM D-1002
Substrate:	Abraded, acid etched aluminum
Bondline gap, mils:	3 to 9
Cure procedure:	12 hours at 65°C & 4 hours at 22°C

Tested at temperature.



### Heat Aging

Cured for 5 days at 22°C on steel with no induced gap, aged at temperature indicated and tested at 22°C.



### Chemical / Solvent Resistance

Cured for 5 days at 22°C on steel with no induced gap, aged under conditions indicated and tested at 22°C.

Solvent	Temp.	% Initial Strength retained at	
		500 hr	1000 hr
Air (reference)	87°C	95	85
Motor Oil (10W-30)	87°C	97	97
Unleaded Gasoline	22°C	104	106
Water/Glycol (50%/50%)	87°C	68	27
Salt/Fog ASTM B-117	22°C	36	25
95% Relative Humidity	38°C	37	21
Condensing Humidity	49°C	10	5
Water	22°C	53	36
Acetone	22°C	86	102
Isopropyl Alcohol	22°C	96	86

### GENERAL INFORMATION

**This product is not recommended for use in pure oxygen and/or oxygen rich systems and should not be selected as a sealant for chlorine or other strong oxidizing materials.**

**For safe handling information on this product, consult the Material Safety Data Sheet, (MSDS).**

### Directions for use

- For high strength structural bonds, removal of surface contaminants such as paint, oxide films, oils, dust, mold release agents and all other surface contaminants.
- Use gloves to minimize skin contact. DO NOT use solvents for cleaning hands.
- Dual Cartridges:** To use simply insert the cartridge into the application gun and start the plunger into the cylinders using light pressure on the trigger. Next, remove the cartridge cap and expel a small amount of adhesive to be sure both sides are flowing evenly and freely. If automatic mixing of resin and hardener is desired, attach the mixing nozzle to the end of the cartridge and begin dispensing the adhesive. For hand mixing, expel the desired amount of the adhesive and mix thoroughly. Mix approximately 15 seconds after uniform color is obtained. **Bulk Containers:** Mix thoroughly by weight or volume in the proportions specified in Properties of Uncured Material section. Mix vigorously approximately 15 seconds after uniform color is obtained.

- For maximum bond strength apply adhesive evenly to both surfaces to be joined.
- Application to the substrates should be made within 3 minutes. Larger quantities and/or higher temperatures will reduce this working time.
- Join the adhesive coated surfaces and allow to cure at 25°C (77°F) for 24 hours for high strength. Heat up to 93°C (200°F), will speed curing.
- Keep parts from moving during cure. Contact pressure is necessary. Maximum shear strength is obtained with a 3-9 mil bond line.
- Excess uncured adhesive can be cleaned up with ketone type solvents.

### Storage

Product shall be ideally stored in a cool, dry location in unopened containers at a temperature between 8°C to 28°C (46°F to 82°F) unless otherwise labeled. Optimal storage is at the lower half of this temperature range. To prevent contamination of unused product, do not return any material to its original container. For further specific shelf life information, contact your local Technical Service Center.

### Data Ranges

The data contained herein may be reported as a typical value and/or range. Values are based on actual test data and are verified on a periodic basis.

### Note

The data contained herein are furnished for information only and are believed to be reliable. We cannot assume responsibility for the results obtained by others over whose methods we have no control. It is the user's responsibility to determine suitability for the user's purpose of any production methods mentioned herein and to adopt such precautions as may be advisable for the protection of property and of persons against any hazards that may be involved in the handling and use thereof. In light of the foregoing, **Loctite Corporation specifically disclaims all warranties expressed or implied, including warranties of merchantability or fitness for a particular purpose, arising from sale or use of Loctite Corporation's products. Loctite Corporation specifically disclaims any liability for consequential or incidental damages of any kind, including lost profits.** The discussion herein of various processes or compositions is not to be interpreted as representation that they are free from domination of patents owned by others or as a license under any Loctite Corporation patents that may cover such processes or compositions. We recommend that each prospective user test his proposed application before repetitive use, using this data as a guide. This product may be covered by one or more United States or foreign patents or patent applications.