

# Dayton Submersible Effluent Pumps



## PUMPS technical data sheet

Submersible Effluent Pumps are designed for wastewater transfer or removal. These pumps remove pretreated liquid waste discharge from an onsite sewage treatment system such as a septic tank. Effluent pumps typically operate intermittently and automatically with a float switch and can accommodate solids up to 3/4" in diameter.

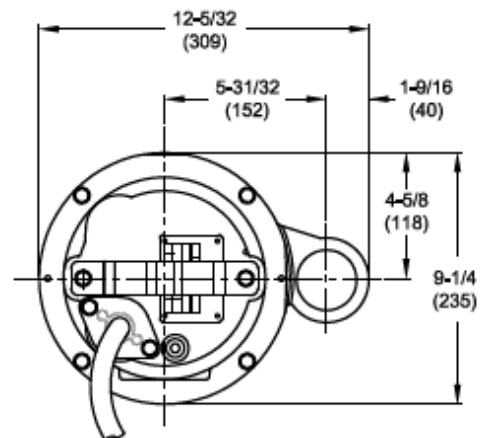
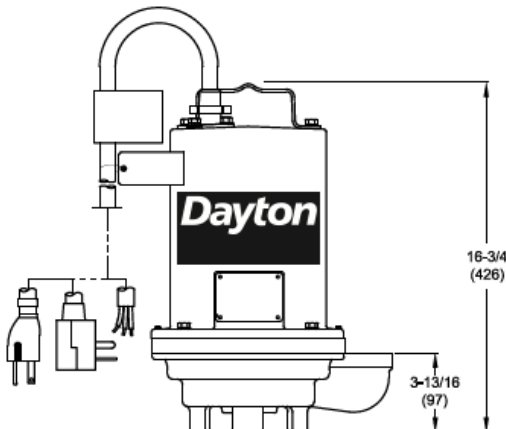


**4HU75**  
**1/2 HP, Cast Iron**  
**Submersible Effluent Pump**

<b>HP</b>	1/2
<b>Voltage</b>	120V
<b>Phase</b>	Single
<b>Frequency</b>	60 Hz
<b>Run Amps</b>	11.9A
<b>Start Amps</b>	24.6A
<b>RPM</b>	3450

<b>Motor Type</b>	PSC Oil-filled with Class B insulation
<b>Overload Protection</b>	Internal Thermal Overload
<b>Motor Shaft Material</b>	Stainless Steel
<b>Motor Housing Material</b>	Cast Iron
<b>Motor Duty</b>	Intermittent
<b>Motor End Bearing</b>	Single Row Ball
<b>Pump End Bearing</b>	Single Row Ball
<b>Lubrication</b>	Oil Lubricated
<b>Discharge</b>	2 Inch FNPT, Vertical
<b>Volute Material</b>	Cast Iron
<b>Base Material</b>	Cast Iron
<b>Impeller Type</b>	Closed
<b>Impeller Material</b>	Thermoplastic
<b>Hardware Material</b>	Stainless Steel
<b>O-rings</b>	Buna-N
<b>Seal Type</b>	Single Mechanical
<b>Seal Materials</b>	Silicon Carbide/Silicon Carbide/Buna N
<b>Operation</b>	Manual
<b>Power Cord</b>	14/3 SJTOW, 20' (6.1m), NEMA 5-15P 240V Plug
<b>Max. Solids Handling</b>	3/4" (1.9cm) spherical
<b>Max. Water Temperature</b>	104°F (40°C)
<b>Designed Fluid Environment</b>	Water / Wastewater / Effluent

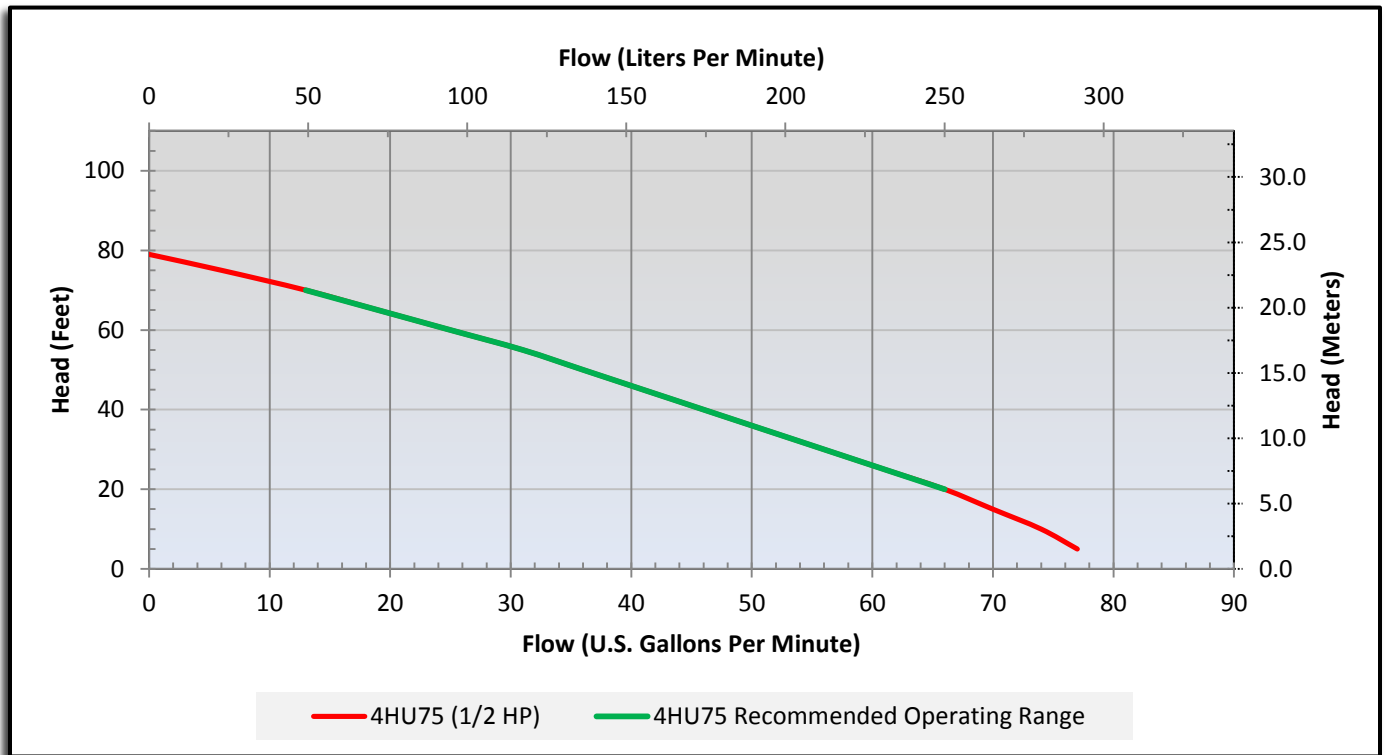
### Outline Dimensions



### Performance Data

Head	Feet	10	20	30	40	50	60	70	79
	Meters	3.1	6.1	9.1	12.2	15.2	18.3	21.3	24.1
Flow Rate	GPM	74	66	56	46	36	25	13	0
	LPM	280	250	212	174	136	95	49	0

### Performance Chart



**WARNING:** Use only with nonflammable liquids compatible with pump component materials and in nonflammable/non-explosive atmospheres.

Call or visit your local branch or go to [grainger.com/dayton](http://grainger.com/dayton) for complete product line information

Find it at Grainger.

© 2013 W.W. Grainger, Inc.

