

Dayton Sump Pumps

PUMPS technical data sheet



Submersible Sump Pumps are designed for water removal from areas that will not drain by gravity. These pumps are typically located in basins or sumps that are fed by foundation drains from residential homes, commercial buildings, parking lots or truck docks. They typically operate automatically through the use of a float switch and remove water collected from rainfall.

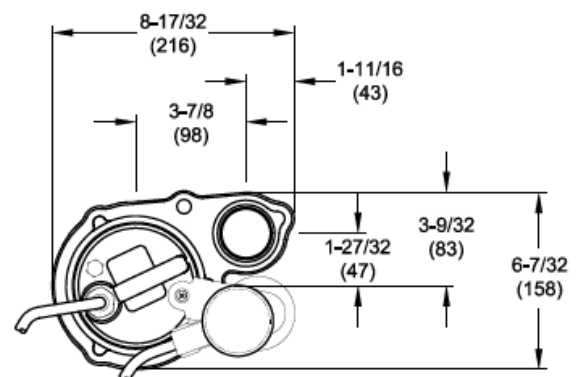
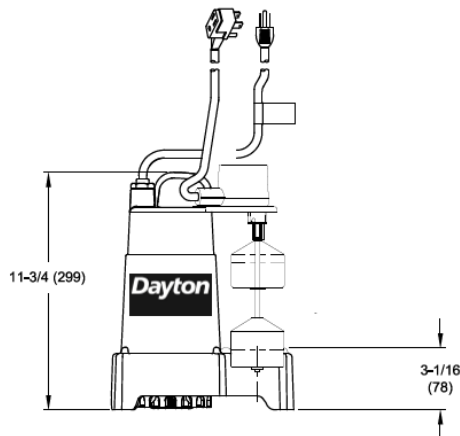


3BB71
1/2 HP, Cast Iron
Submersible Sump Pump

HP	1/2
Voltage	120V
Phase	Single
Frequency	60 Hz
Run Amps	6.8A
RPM	3450
Motor Type	PSC Oil-filled with Class B insulation

Overload Protection	Internal Thermal Overload
Motor Shaft Material	Stainless Steel
Motor Housing Material	Cast Iron
Motor Duty	Continuous
Motor End Bearing	Single Row Ball
Pump End Bearing	Single Row Ball
Lubrication	Oil Lubricated
Discharge	1-1/2 Inch FNPT, Vertical
Volute Material	Cast Iron
Base Material	Thermoplastic
Impeller Type	Open Vortex
Impeller Material	Cast Iron
Hardware Material	Stainless Steel
O-rings	Buna-N
Seal Type	Single Mechanical
Seal Materials	Silicon Carbide/Silicon Carbide/Buna-N
Operation	Automatic / Vertical Switch
Power Cord	14/3 SJTOW, 10' (3m), NEMA 5-15P 120V Plug
Max. Solids Handling	1/2" (13mm) spherical
Max. Water Temperature	140°F (60°C)
Designed Fluid Environment	Water / Wastewater
Switch Type	Vertical
Switch Cord	16/2 SJOW 10' (3m)
Switch Plug	NEMA 5-15P Piggyback Plug
Switch Max. Run Amps	13A
Switch Max. Start Amps	60A
Switch Pumping Range	On at 7.5" (191mm) Off at 4" (102mm)

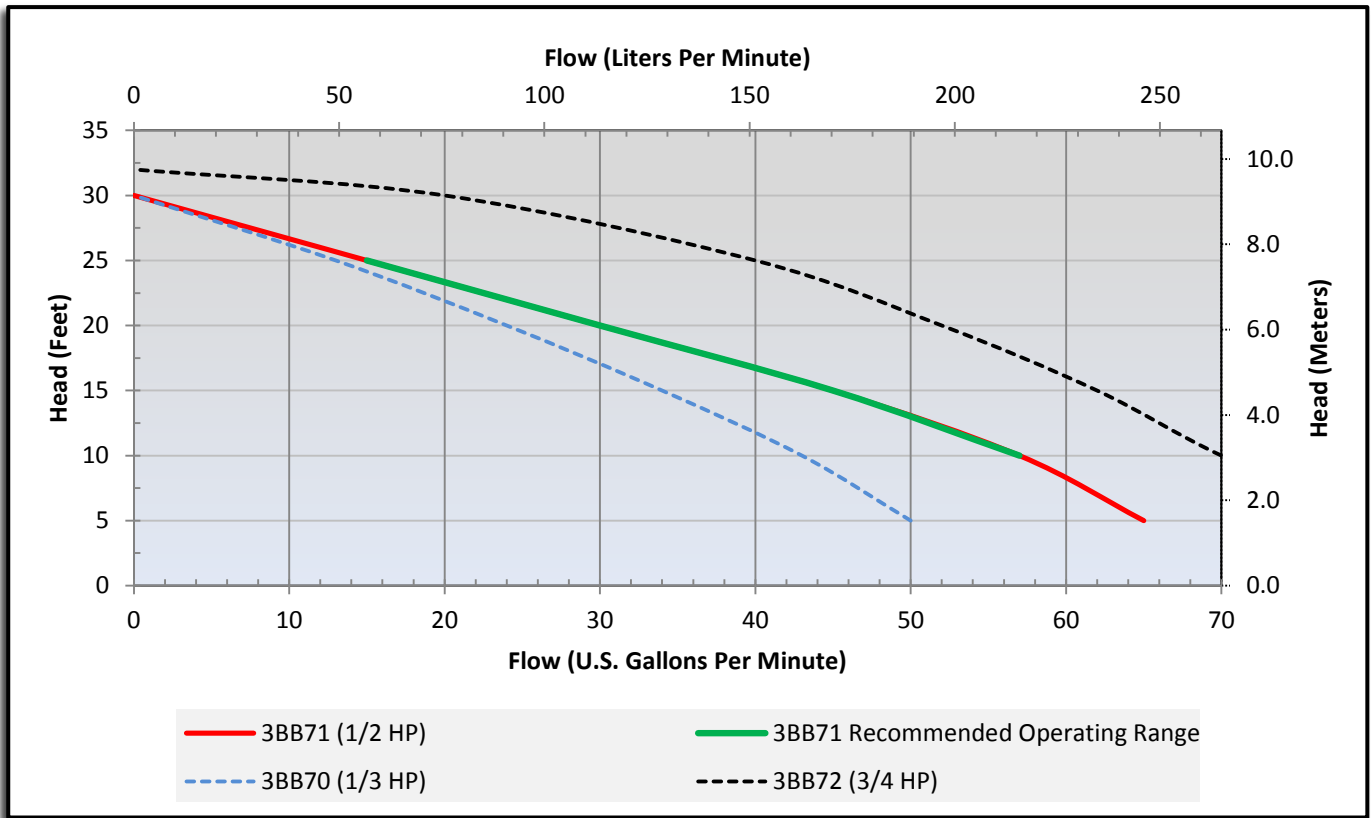
Outline Dimensions



Performance Data

Head	Feet	5	10	15	20	25	30
	Meters	1.5	3.1	4.6	6.1	7.6	9.1
Flow Rate	GPM	65	57	45	30	15	0
	LPM	246	216	170	114	57	0

Performance Chart



WARNING: Use only with nonflammable liquids compatible with pump component materials and in nonflammable/non-explosive atmospheres.

Call or visit your local branch or go to granger.com/dayton for complete product line information



Find it at Grainger.

© 2013 W.W. Grainger, Inc.