

783XCXC-12D

Power relay, SE Relays, 15A, 3PDT, 12 VDC, clear cover



Main

Product Type	Power relay
Switch Function	3PDT
Contact Composition	3 NO + 3 NC

Complementary

Input Current	15 A
Contacts Material	Silver alloy, gold flashed
Local Signalling	Flag
Minimum Switching Current	10 mA 17 V
Coil Resistance	80 Ohm
Input voltage	12 V DC
Drop-out Voltage Threshold	$\geq 0.15 U_c$ AC $\geq 0.1 U_c$ DC
Rated Operational Current	15 A at 120...277 V AC conforming to UL 15 A at 28 V DC conforming to UL 15 A at 120/150 V AC conforming to CSA 10 A at 151/277 V AC conforming to CSA 15 A at 28 V DC conforming to CSA 15 A at 250 V AC (NO) conforming to IEC 15 A at 28 V DC (NO) conforming to IEC 7.55 A at 250 V AC (NC) conforming to IEC 7.55 A at 28 V DC (NC) conforming to IEC
Power consumption in W	1.5 W DC
Power consumption in VA	1.7 VA AC
Voltage Range	0.8...1.1 U_n AC/DC
Maximum Switching Voltage	300 V AC UL 300 V AC CSA 250 V AC IEC
Motor Power HP	0.5 Hp 120 V AC 50/60 Hz 1 hp 277 V AC 50/60 Hz
Connections Terminals	Faston terminals
Mounting	Socket
Height	1.37 in (34.8 mm)
Width	1.20 in (30.6 mm)
Depth	1.07 in (27.3 mm)
Product Weight	1.90 oz (54 g)
Operating Time	20 ms operating 20 ms not operating

The information provided in this documentation contains general descriptions and/or technical characteristics of the performance of the products contained herein. This documentation is not intended as a substitute for and is not to be used for determining suitability or reliability of these products for specific user applications. It is the duty of any such user or integrator to perform the appropriate and complete risk analysis, evaluation and testing of the products with respect to the relevant specific application or use thereof. Neither Schneider Electric Industries SAS nor any of its affiliates or subsidiaries shall be responsible or liable for misuse of the information contained herein.

Environment

Ambient Air Temperature for Operation	-40...131 °F (-40...55 °C)
Ambient Air Temperature for Storage	-40...185 °F (-40...85 °C)
Product Certifications	UL CE CSA
Electrical Durability	100000 cycles resistive
Mechanical Durability	10000000 cycles
Dielectric Strength	2000 V AC between coil and contact 2000 V AC between poles 1500 V AC between contacts
Shock Resistance	15 gn in operation
Vibration Resistance	+/- 1 mm 10...35 Hz) 3 gn 35...150 Hz)





Ordering and shipping details

GTIN	3606480281112
Nbr. of units in pkg.	1
Package weight(Lbs)	2.12 oz (60.0 g)

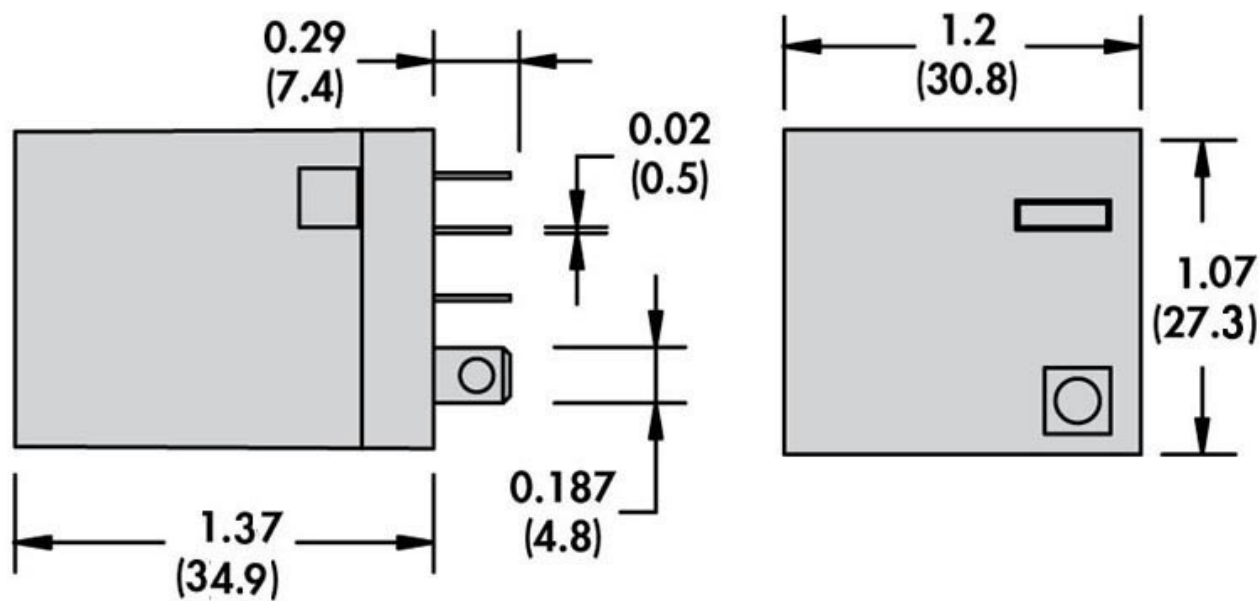
Packing Units

Unit Type of Package 1	PCE
Package 1 Height	1.07 in (2.73 cm)
Package 1 width	1.20 in (3.06 cm)
Package 1 Length	1.65 in (4.18 cm)
Unit Type of Package 2	BB1
Number of Units in Package 2	10
Package 2 Weight	21.16 oz (600.0 g)
Package 2 Height	1.26 in (3.2 cm)
Package 2 width	4.06 in (10.3 cm)
Package 2 Length	6.89 in (17.5 cm)
Unit Type of Package 3	S02
Number of Units in Package 3	160
Package 3 Weight	22.05 lb(US) (10.0 kg)
Package 3 Height	5.91 in (15 cm)
Package 3 width	11.81 in (30 cm)
Package 3 Length	15.75 in (40 cm)

Offer Sustainability

California proposition 65	WARNING: This product can expose you to chemicals including: Nickel compounds, which is known to the State of California to cause cancer, and Di-isodecyl phthalate (DIDP), which is known to the State of California to cause birth defects or other reproductive harm. For more information go to www.P65Warnings.ca.gov
EU RoHS Directive	Pro-active compliance (Product out of EU RoHS legal scope)  EU RoHS Declaration
Toxic heavy metal free	Yes
Mercury free	Yes
RoHS exemption information	 Yes
China RoHS Regulation	 China RoHS Declaration
Environmental Disclosure	 Product Environmental Profile
WEEE	The product must be disposed on European Union markets following specific waste collection and never end up in rubbish bins.

Approximate Dimensions



Connections and Wiring Diagrams

