

Hospital Grade Devices

QUADPLEX® Receptacles and Cord Sets



- Accepts up to four straight or angle plugs
- Heavy duty, triple-wipe, high performance brass line contacts for excellent retention and conductivity
- Break-off tab for two-circuit wiring (except surge)
- Saves wiring and installation time
- “A” and “B” circuits molded into face for easy identification
- Easily removable knockouts for mounting to octagon concrete ring or box



QUADPLEX®

Mounts directly to 4" square or octagon boxes. No cover plate required. Can be retrofitted to 1 and 2-gang device boxes, mud rings on 4" boxes or 4 1/16" boxes using adapter plate. Rugged impact resistant construction. Break-off tabs for split circuit wiring (except surge units).

15A and 20A 125V Receptacles

QUADPLEX®



Wiring			Terminal Screws				Wire leads	
Rating	Color	Standard	Color	Isolated Ground	Color	Surge Suppression Isolated Ground	Color	Standard
NEMA 5-15, 15A 125V 	Brown	1254HB	Orange	—	Blue	1254HSA	Brown	—
	Gray	1254HGY						
	Ivory	1254HI						
	Red	1254HR						
NEMA 5-20, 20A 125V 	Brown	21254HB	Orange	21254HIGO	Ivory	21254HSA	Brown	21254HBL
	Gray	21254HGY						
	Ivory	21254HI						
	Red	21254HR						
	White	1254HW					Ivory	—
	White	21254HW					Ivory	—


Note: See Section C for isolated ground products. See page A-15 for additional information on QUADPLEX® surge receptacles.

Adapter Plates and Portable Boxes

Color	Adapter Plates		Portable Boxes	
	For 1- & 2-Gang Device Boxes	For 4 1/16" Boxes	with Cord Grip	Feed-thru with Two Cord Grips
Black	ADAPBLK	—	4SQBXBLK	4SQBFBK
Blue	ADAPBLU	—	4SQBXBLU	—
Brown	ADAPB	—	4SQBXB	—
Gray	ADAPGRY	—	4SQBXGRY	—
Ivory	ADAPI	ADAPIS	4SQBXI	4SQBXFI
Orange	ADAPO	—	4SQBXO	—
Red	ADAPR	—	4SQBXR	4SQBXFR
White	ADAPW	—	4SQBXW	—



Cord Sets

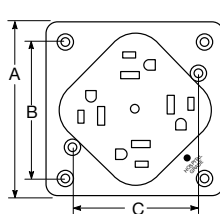
6 Foot Cord Sets, 12/3 SJO		
Rating	Color	Surge Suppression
NEMA 5-15, 15A 125V 	Ivory	T1254SI6A



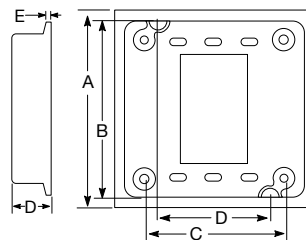
Product Dimensions Inches (mm)

	Receptacle	Adapter Plate	Portable Box
A	4.30" (109.2)	4.78" (121.4)	4.30" (109.2)
B	3.38" (85.9)	4.25" (108.0)	4.05" (102.9)
C	3.02" (76.7)	3.38" (85.9)	3.28" (83.5)
D	0.92" (23.4)	2.75" (69.9)*	0.84" (21.3)
E	0.10" (2.6)	0.38" (9.5)	0.75" (19.1)
F	—	2.75" (6.9)	—

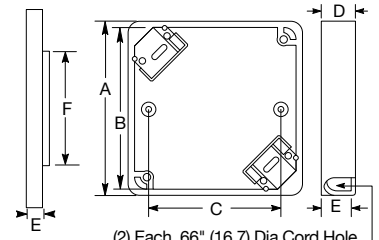
Note: *Mounting dimensions for 4 1/16" adapter plate.



Receptacle



Adapter Plate



Portable Box