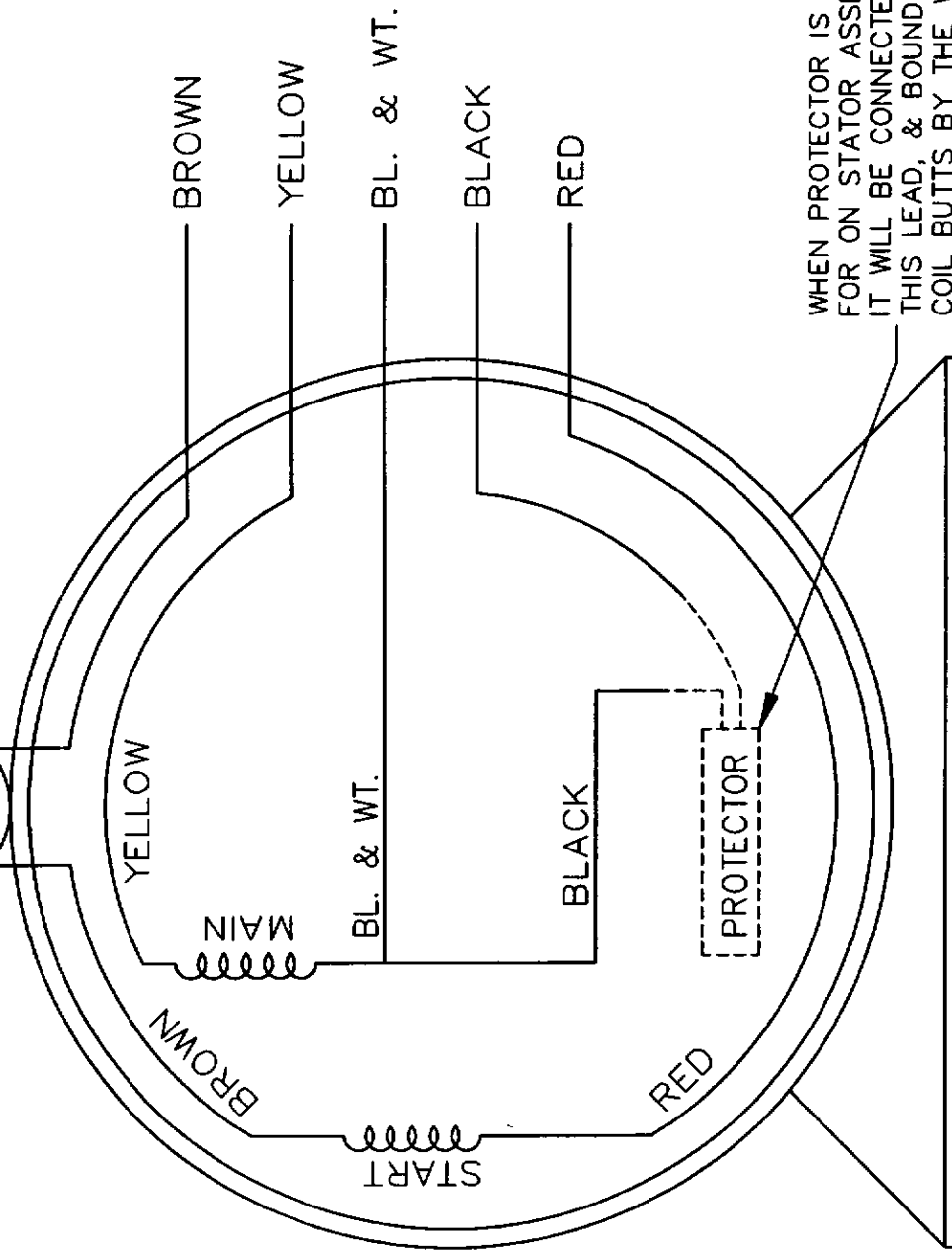
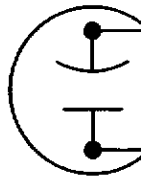


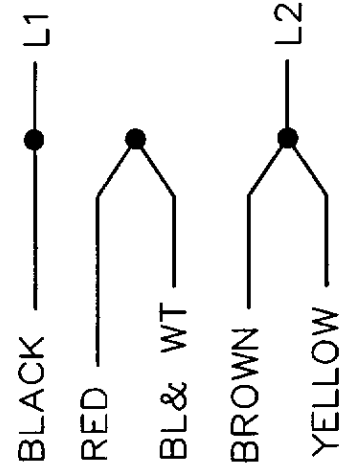
SINGLE VOLTAGE - REVERSIBLE
PERMANENT SPLIT CAPACITOR
MOTOR.



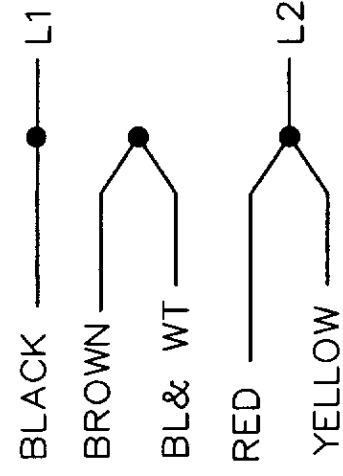
VIEW OF SHAFT END

WHEN PROTECTOR IS CALLED
FOR ON STATOR ASSEMBLY
IT WILL BE CONNECTED IN
THIS LEAD, & BOUND IN THE
COIL BUTTS BY THE WINDING
DEPARTMENT.

CW ROTATION



CCW ROTATION



TOLERANCES UNLESS SPECIFIED		DAYTON		DAYTON ELECTRIC MFG. CO. 6959 WEST HOWARD ST. NILES, IL 60714 USA		DRAWN NJS 01-24-2005	
DEC.	INCHES	TITLE CONNECTION DIAGRAM		CHK	ML	01-26-2005	
.X	±	ELECTRICALLY REVERSIBLE		APPD	GK	01-26-2005	
.XX	±	MATERIAL		SCALE	1=1		
.XXX	±	FINISH		REF	102009-8		
.XXXX	±	REVISION		FMF			
BY & DATE		NO.		PREV			
NJS 02-03-2005		1		DRAWING NO. PAGE OF			
RFP 01-26-2005		4YU21-WD		A 4YU21-WD			
DIST WP		REV.		1			
THIS DRAWING IN DESIGN AND DETAIL IS OUR PROPERTY AND MUST NOT BE USED EXCEPT IN CONNECTION WITH OUR WORK. ALL RIGHTS OF DESIGN AND INVENTION ARE RESERVED. THIS IS AN ELECTRONICALLY GENERATED DOCUMENT - DO NOT SCALE THIS PRINT.							