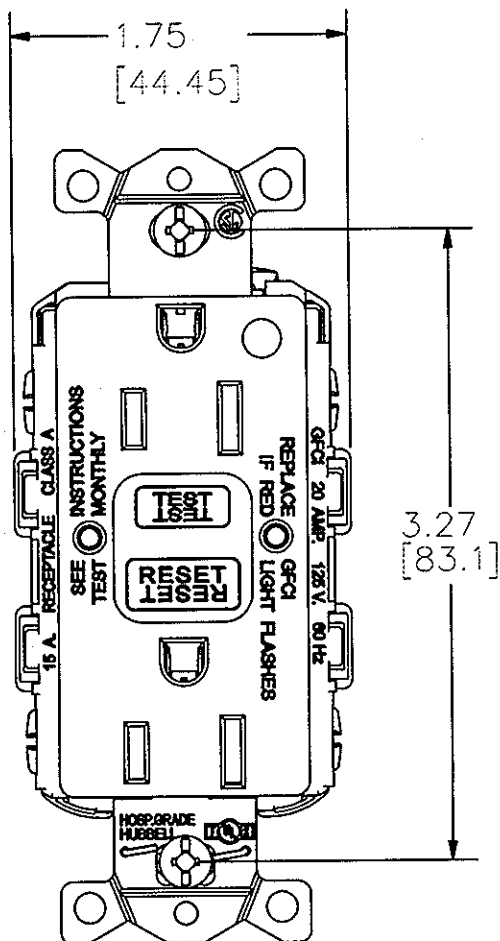
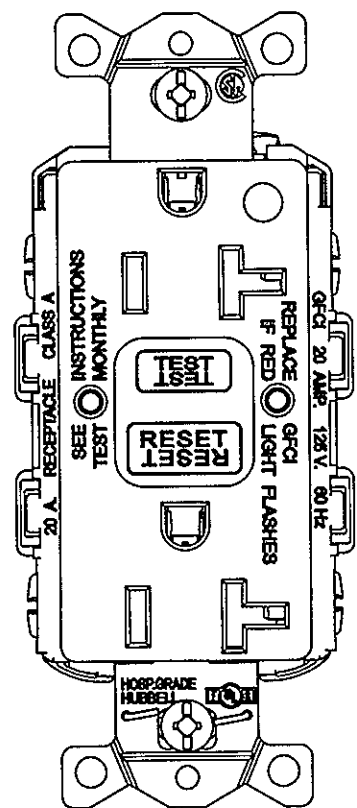


M-12695

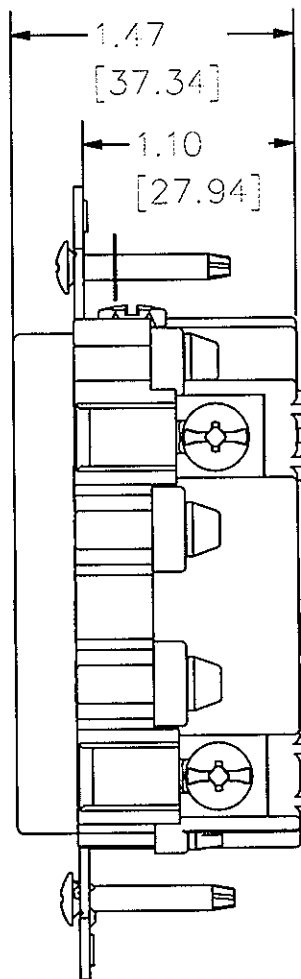
2



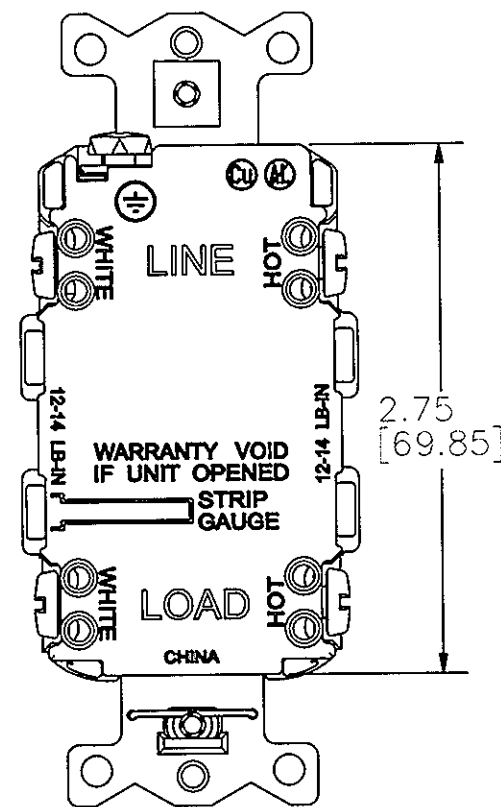
TYPICAL HG 15A DEVICE



TYPICAL HG 20A DEVICE



(RANDOM UNIT CONFIGURATION SHOWN. SEE BOM FOR UNIT DETAIL & OTHER VARIATIONS)



BACK MARKINGS TYPICAL

GFCI SELF TEST B HOSPITAL GRADE NON-TR								
BROWN	IVORY	WHITE	GRAY	BLACK	RED	ALMOND	LT.ALMOND	RATING
GFRST82	GFRST82I	GFRST82W	GFRST82GY	GFRST82BK	GFRST82R	GFRST82AL	GFRST82LA	15A.125V
GFRST83	GFRST83I	GFRST83W	GFRST83GY	GFRST83BK	GFRST83R	GFRST83AL	GFRST83LA	20A.125V

LIST OF PARTS		
DESCRIPTION	MATERIAL	FINISH
FACE	ZYTEL 101F	
BRIDGE	STEEL	
CONTACTS	BRASS	
CLAMP PLATES	BRASS	
BASE	ZYTEL 101F	
MOUNTING SCREWS	STEEL	
BINDING SCREWS	STEEL	

KP (-15-15)			
2	UPDATED MATERIALS PER DCN 21241	Kp	5/25/15
1	INITIAL RELEASE PER DCN 20675	TH	9/02/15
REV	DESCRIPTION	APP	DATE

THE DESIGN AND DIMENSIONS OF THE PRODUCT SHOWN ON THIS DRAWING ARE SUBJECT TO CHANGE WITHOUT NOTICE			
TITLE CUSTOMER DWG. GFCI COMM. ST HG NON-TR			

TOLERANCES UNLESS OTHERWISE SPECIFIED .XX = ± .01 .XXX = ± .005 ANGLES = ± 2°			
--	--	--	--

WIRING DEVICE-KELLEMS HUBBELL INCORPORATED SHELTON, CT			
DR. BY	A.H.	APP. BY	KP
TR. BY		SCALE	1:1
CHK. BY	KP	DATE	5/14/15

DIMENSION SHEET FOR CAT. NO.

REPAIRABLE NON-REPAIRABLE

B

M-12695

2