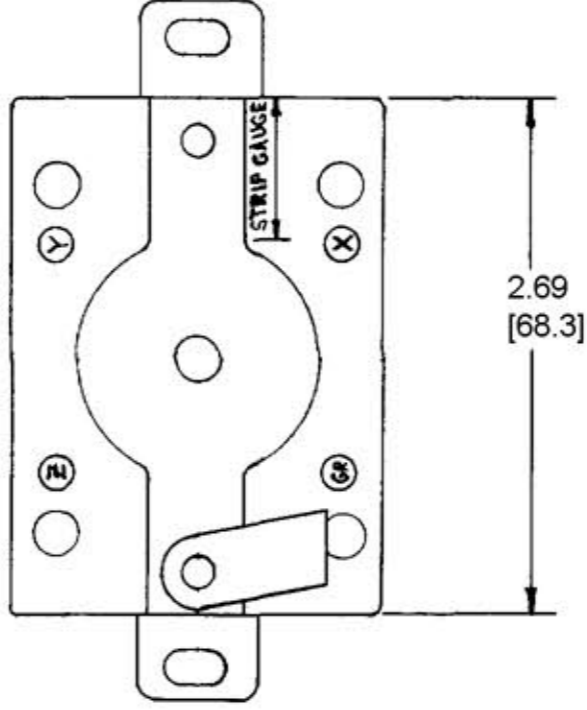
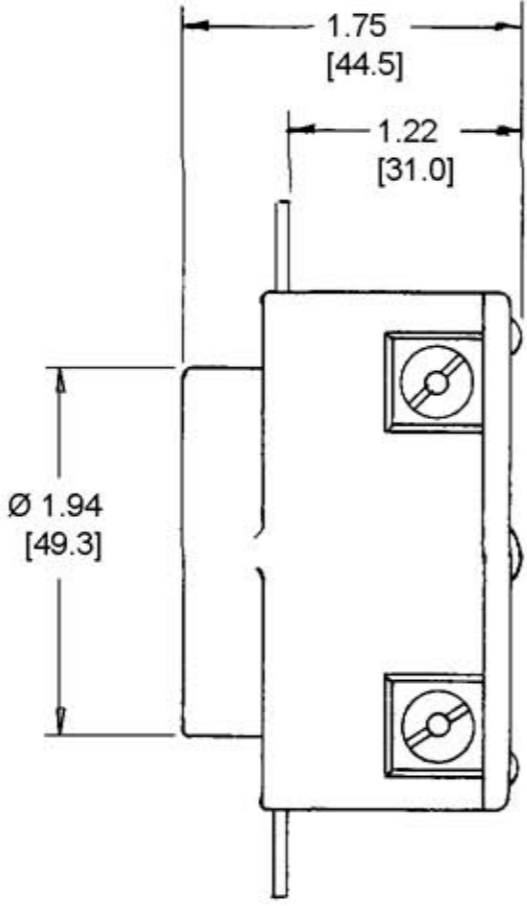
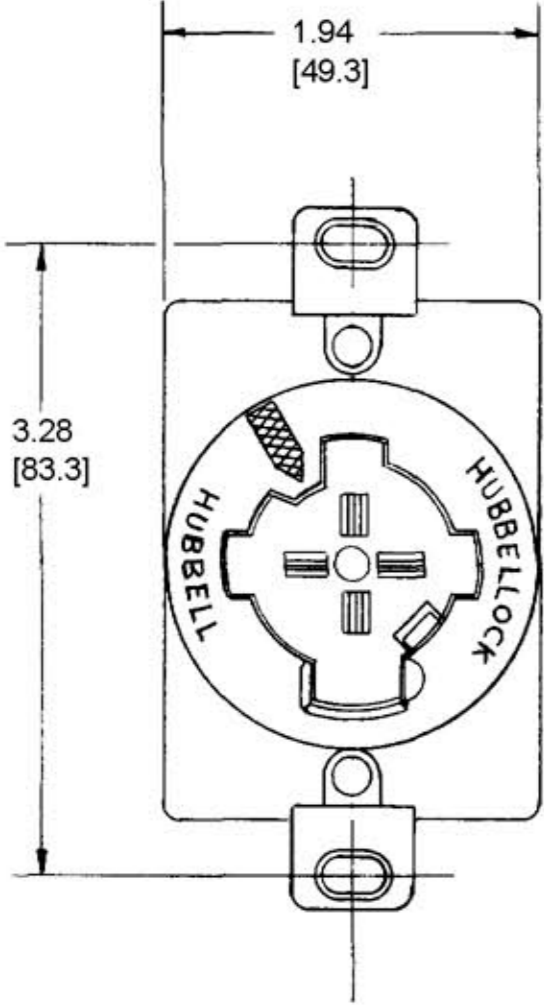


M-5908 1



- NOTES:
 1. ALL DIMS TO BE IN INCHES.
 [mm]
 2. WIRE CAPACITY #10AWG TO #6AWG, SOLID OR STRANDED COPPER WIRE.

CODE 74545

LIST OF PARTS		
DESCRIPTION	MATERIAL	FINISH
BASE	BAKELITE	BLACK
RETAINER	BAKELITE	BLACK
SLIDER	BAKELITE	RED
CONTACT SPRING	.031 BRONZE	
EYELET	.008 BRASS	
PRESSURE SCREW	STEEL	ZINC PL.
TERMINAL	COPPER	
BRIDGE	.062 STEEL	
RIVET	BRASS	ZINC PL.
AUXILIARY SPRING	.020 BRONZE	
SHUNT	.020 BRASS	
CENTER POST	STEEL	ZINC PL.
COILED SPRING	.051 MUSIC WIRE	ZINC PL.

SYM	REVISIONS	APP	DATE
1	ADDED NOTES 1 & 2; HBL20443 WAS 20443; CONVERTED ALL DIMS. TO DECIMAL & METRIC PER DCN 11902 RCM	JPP	1/21/05

TITLE
 30A 480VAC, 3 POLE, 4 WIRE
 HUBBELLOCK RECEPTACLE

TOLERANCES UNLESS OTHERWISE SPECIFIED
 FRACTIONS ± 1/64
 DECIMALS ± .005
 ANGLES ± 2°

HARVEY HUBBELL, INC.
 BRIDGEPORT, CONN.
 DR. BY C. J. G. APP. BY
 TR. BY SCALE FULL
 CHK'D. BY DATE 6-10-76

DIMENSION SHEET FOR CAT. NO. HBL20443
 REPAIRABLE NON-REPAIRABLE
 B
 M-5908
 1