



Model SXL

Cast Bronze "Y" Type Strainer

Application

Zurn Wilkins model SXL is recommended for a variety of water service lines including residential and commercial irrigation, swimming pools and cooling tower water. They are also designed to protect delicate equipment such as regulators and backflow preventers by filtering sediment which could cause premature failure.

Standards Compliance

- Meets the requirements of NSF/ANSI/CAN 61

Materials

Main valve body	Cast Bronze ASTM B 806
Access covers	Cast Bronze ASTM B 806
Screens	20 Mesh Stainless Steel, 300 Series

Features

Sizes: 3/8", 1/2", 3/4", 1", 1 1/4", 1 1/2", 2"
2 1/2", 3"

Temperature/pressure rating	180°F 300 psi WOG ANSI B1.20.1
Threaded connections (FNPT) (Supplied with brass closure plug)	



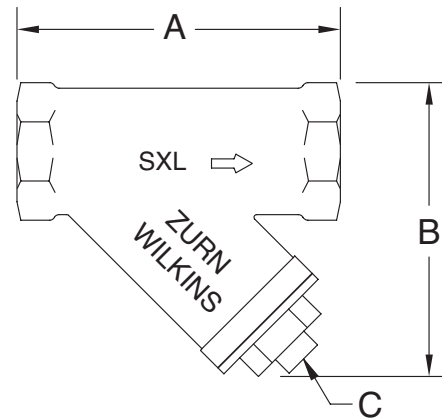
LEAD FREE



NSF/ANSI/CAN 61

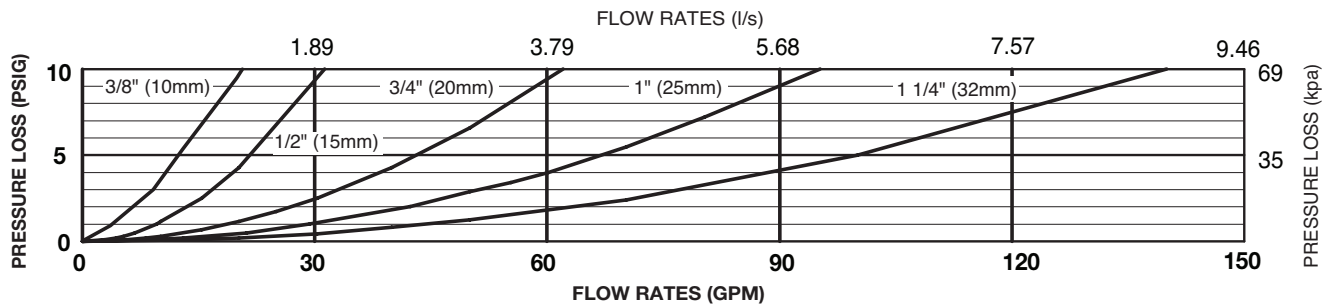
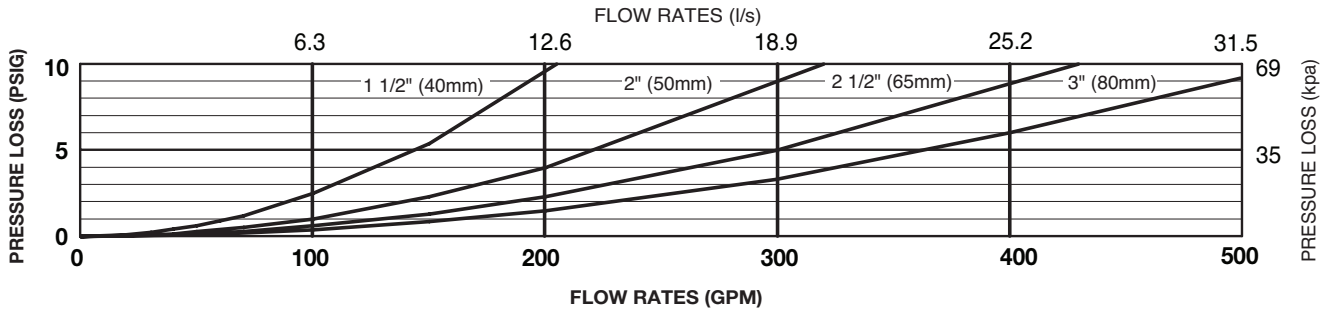
Options

- ☐ C - with copper sweat connections (3/4" & 1")



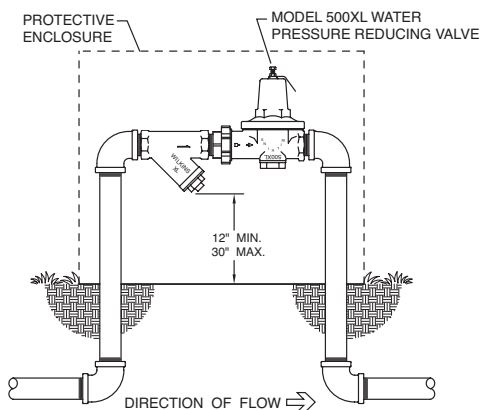
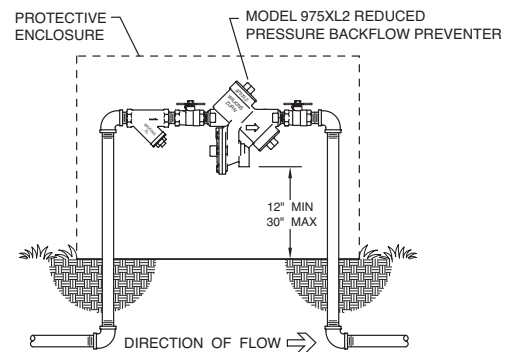
Dimensions & Weights (do not include pkg.)

MODEL SXL (NPT CONNECTION)								
SIZE		DIMENSIONS (approximate)					WEIGHT	
		A		B		C		
in.	mm	in.	mm	in.	mm	in.	lbs.	kg
3/8	10	3 1/4	83	3	76	3/8 NPT	1	0.5
1/2	15	3 1/4	83	3	76	3/8 NPT	1	0.5
3/4	20	3 7/8	98	3 1/2	89	3/8 NPT	1 1/4	0.6
1	25	4 1/2	114	4	102	1/2 NPT	1 3/4	0.8
1 1/4	32	5 5/16	135	4 3/4	121	1/2 NPT	2 3/4	1.2
1 1/2	40	6 5/16	160	5	127	1/2 NPT	3 1/2	1.6
2	50	7 1/2	191	6	152	1/2 NPT	6	2.7
2 1/2	65	9	229	7 1/2	191	1/2 NPT	9 1/4	4.2
3	80	10	254	8 1/2	216	1/2 NPT	14	6.4
MODEL SXL (COPPER SWEAT CONNECTION)								
SIZE		DIMENSIONS (approximate)					WEIGHT	
		A		B		C		
in.	mm	in.	mm	in.	mm	in.	lbs.	kg
3/4	20	3 15/16	100	3 5/16	84	3/8 NPT	1	0.5
1	25	5	127	3 15/16	100	1/2 NPT	1.5	0.7

MODEL SXL 1/2" thru 1 1/4" (STANDARD & METRIC)**MODEL SXL 1 1/2" thru 3" (STANDARD & METRIC)****Typical Installation**

Local codes shall govern installation requirements. Unless otherwise specified, the assembly shall be mounted in accordance with the latest edition of the Uniform Plumbing Code. If installed below grade, be certain adequate drainage is provided to prevent the device from being submerged. Horizontal installation with the strainer cap facing downward is the preferred installation orientation; however the strainer will provide protection in any orientation.

Capacity thru Schedule 40 Pipe				
Pipe size	5 ft/sec	7.5 ft/sec	10 ft/sec	15 ft/sec
1/8"	1	1	2	3
1/4"	2	2	3	5
3/8"	3	4	6	9
1/2"	5	7	9	14
3/4"	8	12	17	25
1"	13	20	27	40
1 1/4"	23	35	47	70
1 1/2"	32	48	63	95
2"	52	78	105	167

**OUTDOOR INSTALLATION****OUTDOOR INSTALLATION****Specifications**

The "Y" type strainer shall be a manufactured import certified to NSF/ANSI/CAN 61. The main body and cover shall be low lead cast bronze (ASTM B 806), the strainer screen shall be 20 mesh 300 series stainless steel and accessible for maintenance without removing the device from the line. The "Y" type strainer shall be a ZURN WILKINS Model SXL.